

It's 10:00 PM. Do You Know Where Your Data Is?

Jason

Engagement Manager, Splunk Professional Services

.conf2016

splunk >

Disclaimer

During the course of this presentation, we may make forward looking statements regarding future events or the expected performance of the company. We caution you that such statements reflect our current expectations and estimates based on factors currently known to us and that actual events or results could differ materially. For important factors that may cause actual results to differ from those contained in our forward-looking statements, please review our filings with the SEC. The forward-looking statements made in the this presentation are being made as of the time and date of its live presentation. If reviewed after its live presentation, this presentation may not contain current or accurate information. We do not assume any obligation to update any forward looking statements we may make. In addition, any information about our roadmap outlines our general product direction and is subject to change at any time without notice. It is for informational purposes only and shall not, be incorporated into any contract or other commitment. Splunk undertakes no obligation either to develop the features or functionality described or to include any such feature or functionality in a future release.

Splunk or its representatives can not be responsible for the time lost while viewing this presentation.

Years working with Splunk

6¹₁

Customers Helped

100+

Continents Worked

5⁰₀

Shirts Acquired

28⁵₅

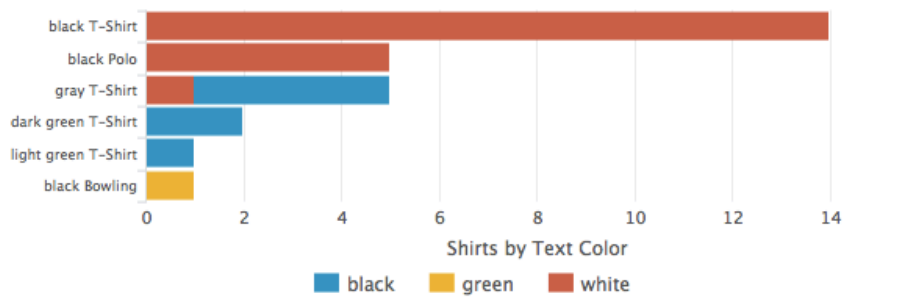
Favorite T-Shirt Slogan

Cool story, bro.

Number of Customers Helped by Continent



Shirt Metrics



Acquisition over Time



What We Will Cover

- Why is Time a Problem in Splunk?
 - Splunk searches by time, and if it's wrong, Splunk won't find your data
- How do I Identify a Time Problem in Splunk?
 - Get to know `_time` and `_indextime`
- How do I Fix a Time Problem in Splunk?
 - Learn the configurations and where to put them

Why is Time a Problem?



.conf2016

Splunk is Time-based

- The timestamp extracted from the event... is used to store it
- Searches execute based on that event time

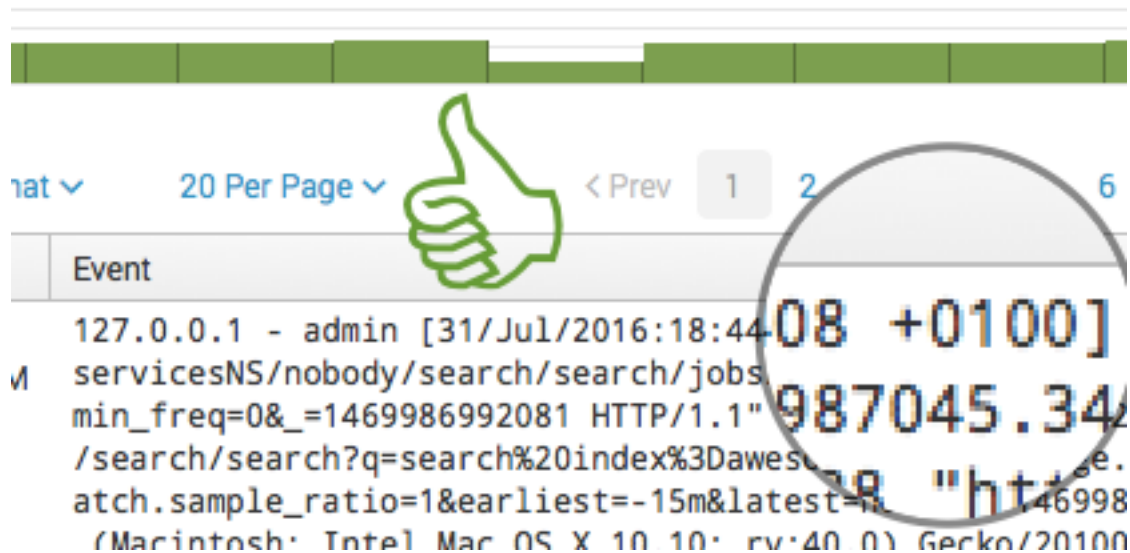
The screenshot displays the Splunk search interface. At the top, the search bar contains the query `index=awesome`. To the right of the search bar, a dropdown menu is set to `Last 15 minutes`, and a search icon is visible. Below the search bar, the results bar shows `✓ 2,036 events (7/31/16 6:29:09.000 PM to 7/31/16 6:44:09.000 PM)` and `No Event Sampling`. The interface includes tabs for `Events (2,036)`, `Patterns`, `Statistics`, and `Visualization`. A timeline visualization is shown below the tabs, with a scale of `1 minute per column`. The timeline consists of green bars representing events over time. Below the timeline, there is a navigation bar with `List`, `Format`, `20 Per Page`, and page navigation controls. At the bottom, a table of search results is displayed. The table has columns for `i`, `Time`, and `Event`. The first row shows the following data:

i	Time	Event
>	7/31/16 6:44:06.408 PM	127.0.0.1 - admin [31/Jul/2016:18:44:06.408 +0100] GET /en-US/splunkd/__raw/servicesNS/nobody/search/search/jobs/1469967045.346/summary?output_mode=json&

Splunk Needs a Time Zone

- Indexers* use the timezone to normalize event times into epoch
- They get it from one of these places:
 - The event text
 - TZ in props.conf
 - The UF's† timezone
 - Its own timezone

- * First Indexer or HF
- † If UF is 6.x+



The screenshot shows a Splunk search results interface. At the top, there is a green progress bar. Below it, the search results are displayed in a table. The first row is highlighted, showing the following text: `127.0.0.1 - admin [31/Jul/2016:18:44:08 +0100]`. A green thumbs-up icon is overlaid on the search results. A circular callout highlights the timestamp `08 +0100]`. The interface also shows navigation controls like '< Prev' and '1 2 6'.

Splunk is Very Tolerant of Future/Past Times

- Splunk trusts the event to report its actual time
- It is designed to bring in archive data and remembers the previous event

MAX_DAYS_AGO = 2000

Highest number of days in the past a timestamp can be valid

MAX_DAYS_HENCE = 2

Highest number of days in the future a timestamp can be valid

MAX_DIFF_SECS_AGO = 3600

Highest number of seconds in the past a timestamp can be valid *compared to the previous event*

MAX_DIFF_SECS_HENCE = 604800

Highest number of seconds in the future a timestamp can be valid *compared to the previous event*

- These props.conf configurations manage keeping or throwing away timestamps

Demo

- Three live data sources generating

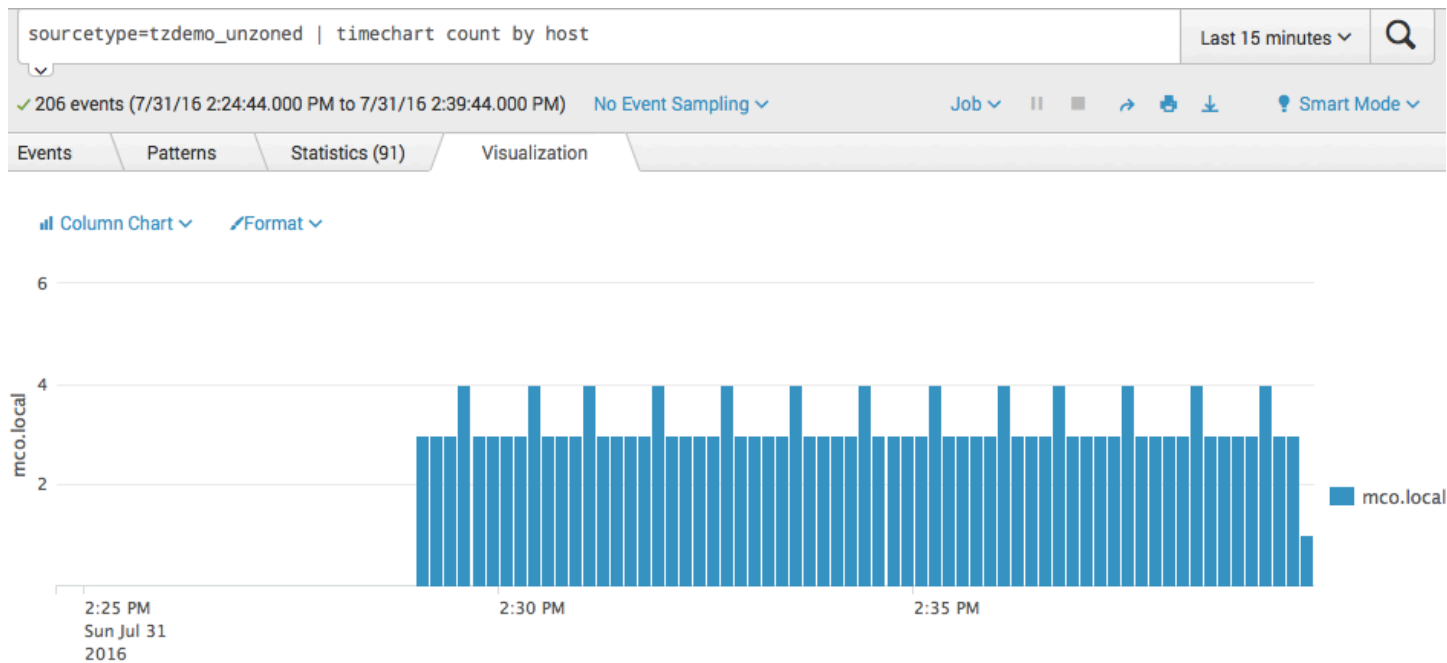
```
j@s data$ date;tail -n 4 *unzoned
Sun Jul 31 14:31:24 EDT 2016
=> LHRunzoned <=
2016-07-31 19:31:12 lhr.local This is a message from London with no timezone.
2016-07-31 19:31:16 lhr.local This is a message from London with no timezone.
2016-07-31 19:31:19 lhr.local This is a message from London with no timezone.
2016-07-31 19:31:22 lhr.local This is a message from London with no timezone.

=> MCOunzoned <=
2016-07-31 14:31:12 mco.local This is a message from Orlando with no timezone.
2016-07-31 14:31:16 mco.local This is a message from Orlando with no timezone.
2016-07-31 14:31:19 mco.local This is a message from Orlando with no timezone.
2016-07-31 14:31:22 mco.local This is a message from Orlando with no timezone.

=> SFOunzoned <=
2016-07-31 11:31:12 sfo.local This is a message from San Francisco with no timezone.
2016-07-31 11:31:16 sfo.local This is a message from San Francisco with no timezone.
2016-07-31 11:31:19 sfo.local This is a message from San Francisco with no timezone.
2016-07-31 11:31:22 sfo.local This is a message from San Francisco with no timezone.
j@s data$
```

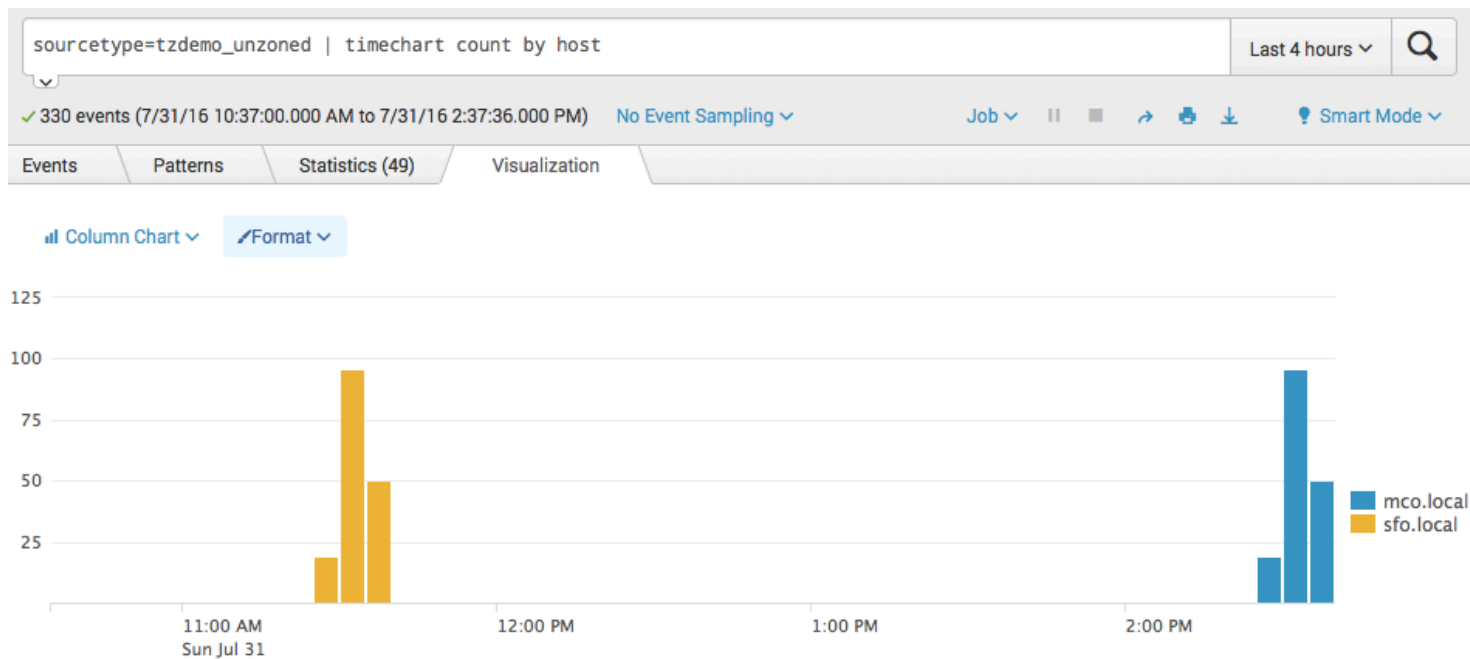
Demo

- Only one host (Orlando) shown in Last 15 minutes search



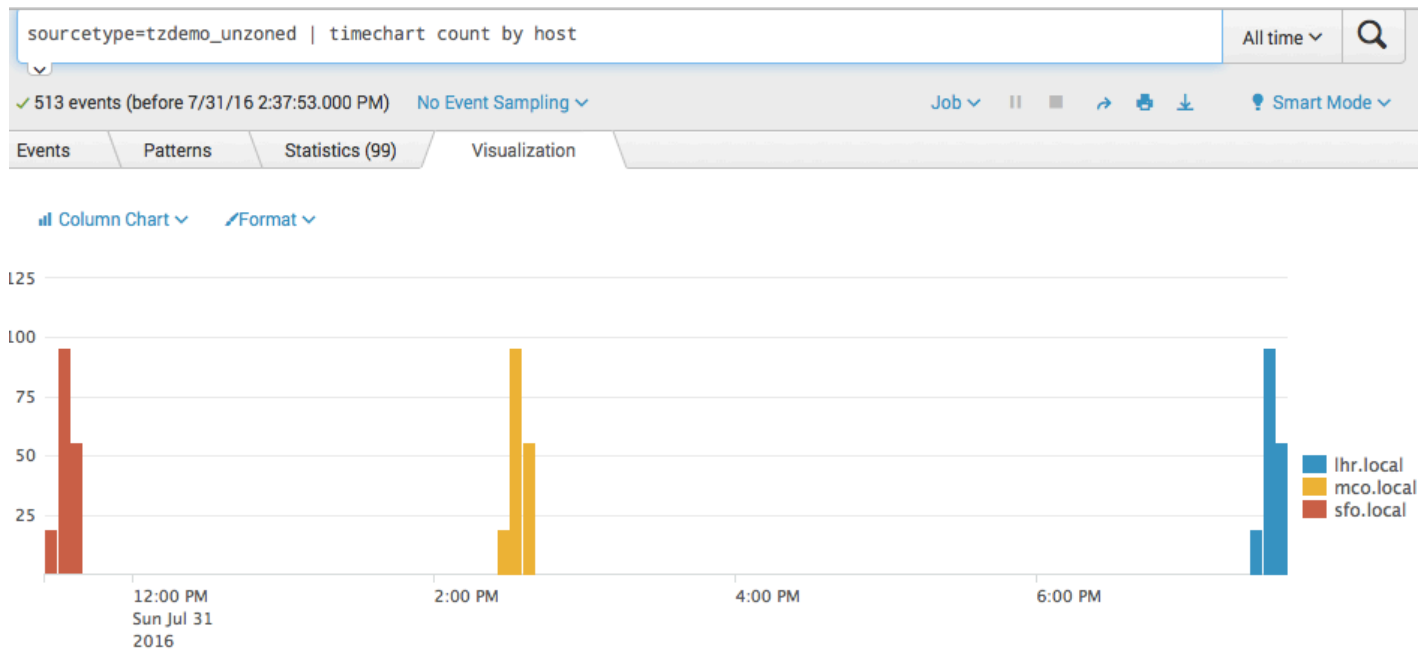
Demo

- San Francisco shown in Last 4 hours search, but no London.



Demo

- Must select All Time to find London data – in the "future"



Why is this Happening?

- San Francisco is 3 hours earlier than Orlando
- San Francisco data arrives at Orlando at 11am, appearing as 8am
- If the indexer can't get a time zone from the event or the UF (v6.0+ only) it uses its own
- Stores the event as 8am Orlando time (Noon UTC) in the index
- Search displays the Noon UTC event as 8am Orlando time to the user

Why is this a Problem?

- Data is searched on extracted time
- Searching `Last 60 Minutes` won't include California data
- Even `Last 24 Hours` won't include London data
 - Why? Because it's 5 hours in the "future"
 - `Last 24 Hours` searches `-24h to now`
- This affects all searches, including metrics, correlations, and alerts!

Key Takeaways

- If data does not have the correct time, and time zone, it will not be found in a recent-time search, such as `Last 15 Minutes`
- Critical data and correlations will be lost
- Calculations and stats may be inaccurate
- If data appears too far in the past, or at all in the future, it may **never** be accurately counted in statistics done in small chunks

How Do I Identify A Time Problem?

.conf2016

splunk >

Know Your `_time`

`_time`

The extracted event time

- Time Picker
- Histogram
- `earliest=/latest=` on search bar

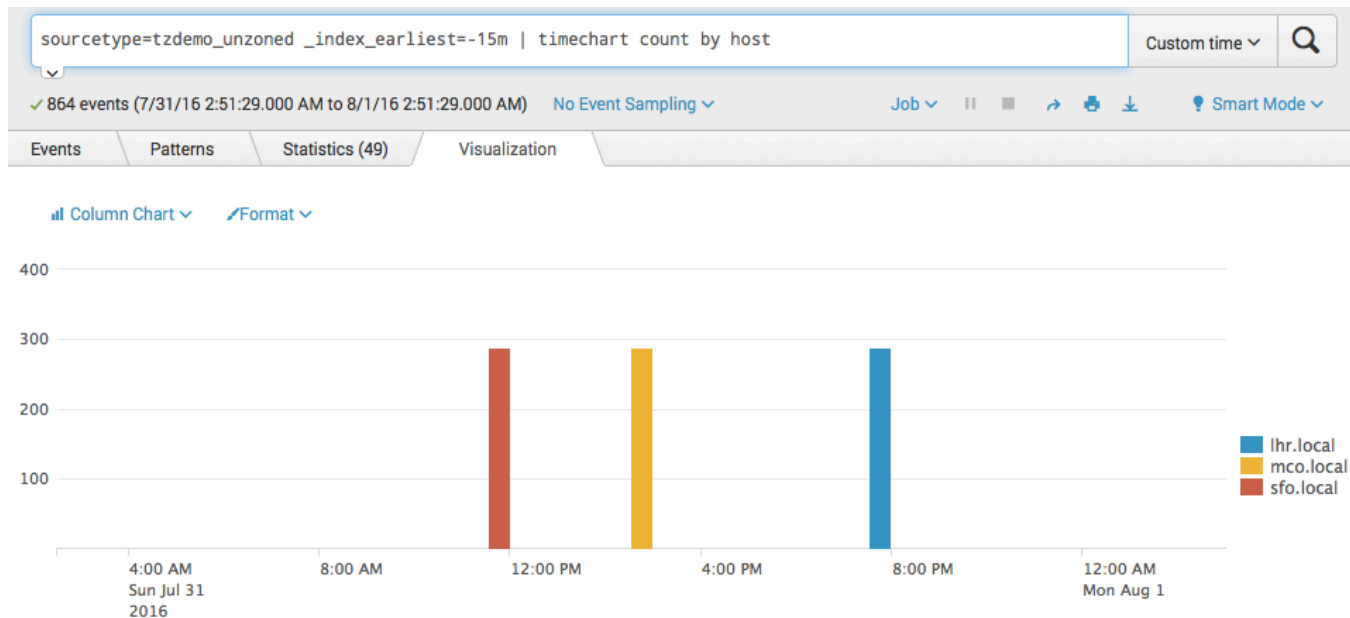
`_indextime`

The time Splunk received it

- Hidden field
- Can be used with `eval`
- `_index_earliest=/_index_latest=` on search bar

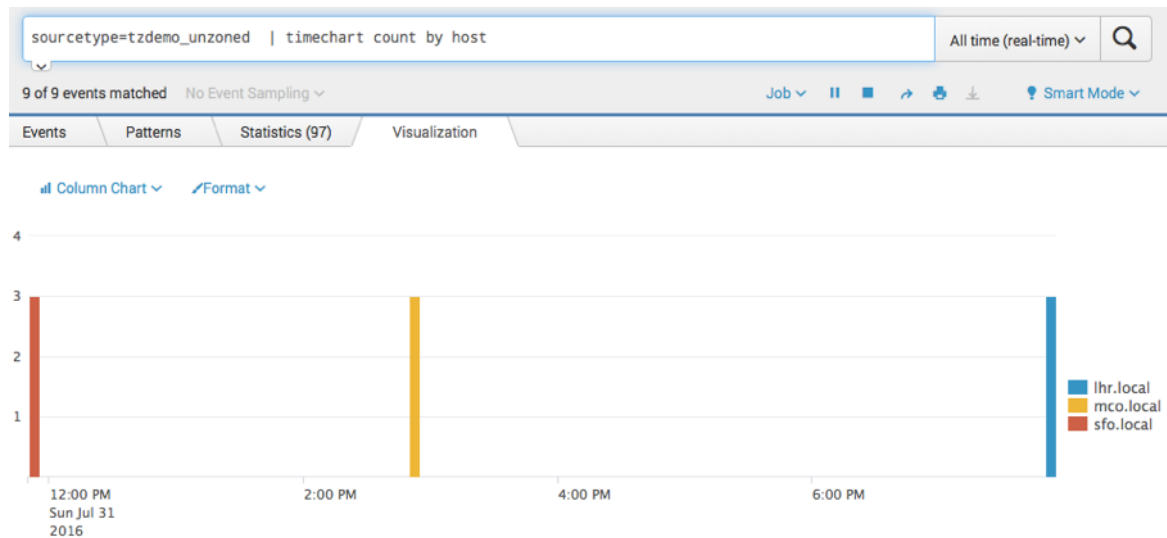
Quick Demo

- `_index_earliest=-15m` – and setting the time picker wide enough – finds all three data streams



All-time Real-time

- Useful for on the spot debugging – shows what is coming in now
- Performance hit – don't leave running



Use Searches to Calculate Hours of Difference

- Useful to find all hosts affected
- Periodically check data and alert
- Example:
 - `... | eval diff=round((_time-_indextime)/3600, 1)`
 - Get the difference between event time and index time
 - `| where abs(diff)>=0.5`
 - (Optional) Show only those events there there is a >30 minute difference
 - `| stats values(diff) by host`
 - Show the hosts and how many kinds of time difference there were

Time Zone differences

- Single values of diff across all data from a host can indicate time zone problems

host ↕	values(diff) ↕
lhr.local	5.0
mco.local	0.0
sfo.local	-3.0

Time Zone Differences

- Odd values could mean multiple things
- Dumpbox probably receives hourly files
- Host2 should have its clock checked
- Web30 likely has some files in one time zone, and some in another
 - Logging in UTC is common for IIS logs

host	diff
dumpbox	-0.5
	-0.6
	-0.7
	-0.8
	-0.9
	-1.0
	-1.1
	-1.2
host2	-1.3
	-1.4
	-1.5
host2	2.3
	2.4
web30	0.0
	4.0

Key Takeaways

- Know how to use `_time` and `_indextime`
- Remember that `_time` has to match if searching with `_index_earliest`
- An all-time real-time search is a quick way to find out what is going on now

How Can I Fix A Time Problem?



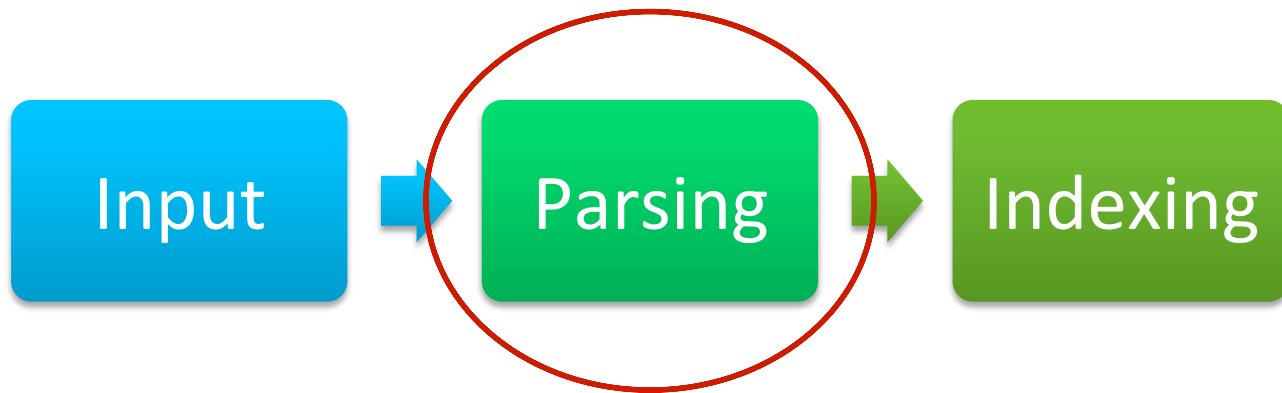
.conf2016

Remember the Basics

- Customize props.conf for each data source
- `TIME_PREFIX = ^`
 - This is the regular expression that the timestamp will immediately follow
- `TIME_FORMAT = %Y-%m-%d %H:%M:%S,%3N %Z`
 - This is the strptime-style format the timestamp will be in
- `TZ = America/New_York`
 - This is a timezone identifier from the tz database
 - See https://en.wikipedia.org/wiki/List_of_tz_database_time_zones

Ensure Correct Hosts Get the configs

- Timestamp and time zone is handled during the parsing phase
- This happens on the first Indexer or HF the data hits
- Settings will only affect new data coming in



Always Custom configs?



- Splunk will perform better on tasks, including timestamp extraction, if it has specific configurations and doesn't have to guess as much
- The easy way is to just make sure there is an easily-readable timestamp with a time zone in every line of your data

<http://dev.splunk.com/view/logging-best-practices/SP-CAAADP6>

Changing the Time of Events?

- `_time` is an indexed field
 - Malleable at search time (through `eval`)
 - Unable to be changed in the index
- If `_time` is wrong, data will need to be re-indexed

Be Aware When it Happens in the Future

- Fix the current issues
- Set up an alert based on difference between `_time` and `_indextime`!

It's Wrap-up_time



.conf2016

splunk >

Key Takeaways

- Splunk searches by the time it extracts from the event
- Time zones can cause data to consistently appear in the future or past, and never in a `last 15 minutes` search
- Simple configurations can set things right



THANK YOU

.conf2016



Notes

- For making demo: local machine, python to make up demo files
- import pytz, datetime
- lhrtz = pytz.timezone("Europe/London") - mcotz, sfotz etc
- datetime.datetime.strftime(lhrtz.localize(datetime.datetime.now()),
astimezone(sfotz), "%Y-%m-%d %H:%M:%S")
- Translates from one tz to another, then prints it out with no marker
 - Make files with TZ extensions, and without
 - Ingest into splunk