

# Next Generation Dashboards In Splunk

Stephen Luedtke

Technical Marketing Mgr, Splunk

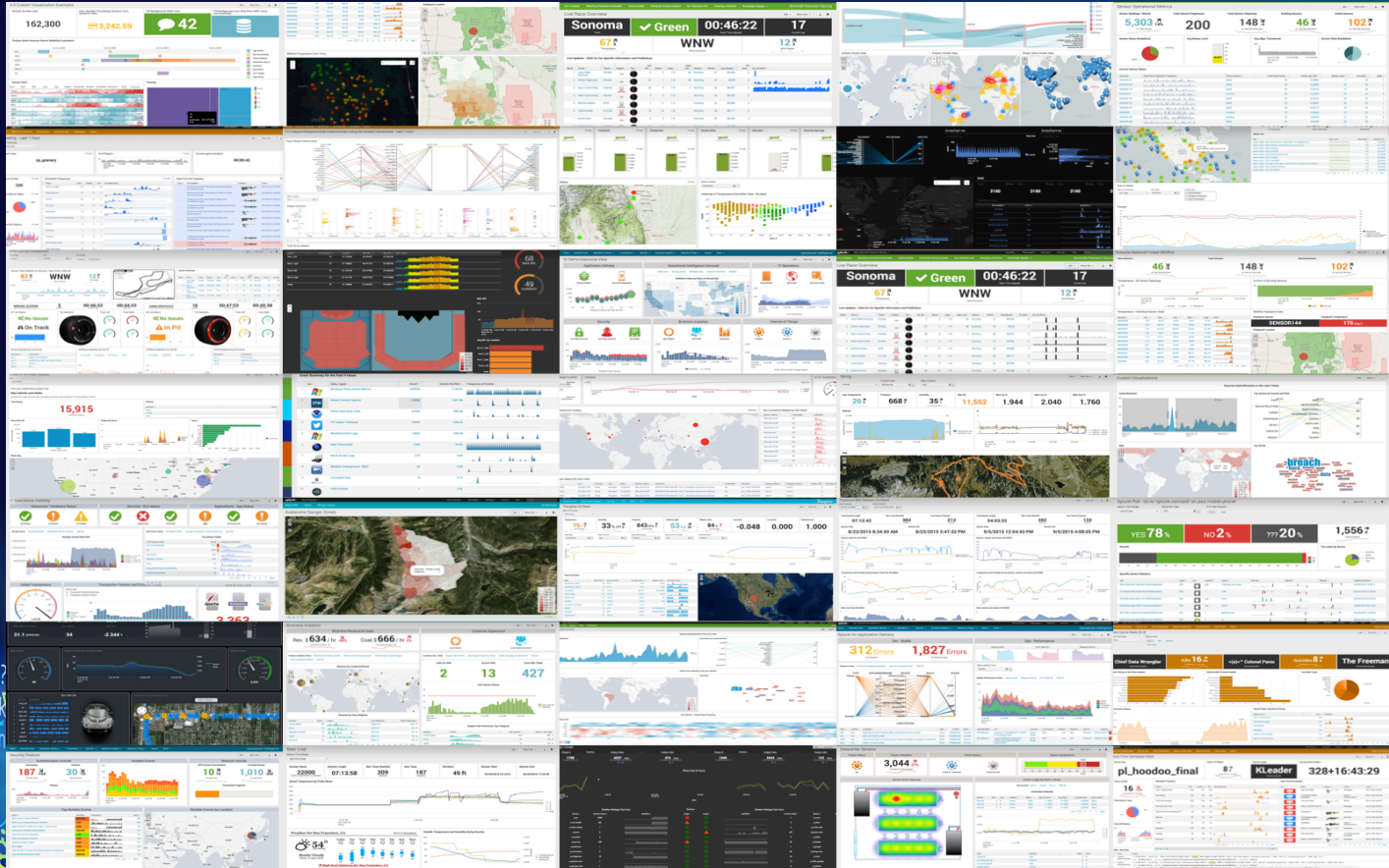
.conf2016

splunk >

# Disclaimer

During the course of this presentation, we may make forward looking statements regarding future events or the expected performance of the company. We caution you that such statements reflect our current expectations and estimates based on factors currently known to us and that actual events or results could differ materially. For important factors that may cause actual results to differ from those contained in our forward-looking statements, please review our filings with the SEC. The forward-looking statements made in the this presentation are being made as of the time and date of its live presentation. If reviewed after its live presentation, this presentation may not contain current or accurate information. We do not assume any obligation to update any forward looking statements we may make. In addition, any information about our roadmap outlines our general product direction and is subject to change at any time without notice. It is for informational purposes only and shall not, be incorporated into any contract or other commitment. Splunk undertakes no obligation either to develop the features or functionality described or to include any such feature or functionality in a future release.

# What Are We Talkin' About?



```
ozilla/5.0 (Macintosh; U; OS X; Intel Core 2 Duo; en-us; rv:1.9.0.375.38 Safari/533.4) AppleWebKit/537.36 (KHTML, like Gecko) Chrome/31.0.1667.0 Safari/537.36  
18-10-57:1531 "GET /category/product_id=FL-SW-01" 200 1.1 484 3322 "http://www.splunk.com/..."
```

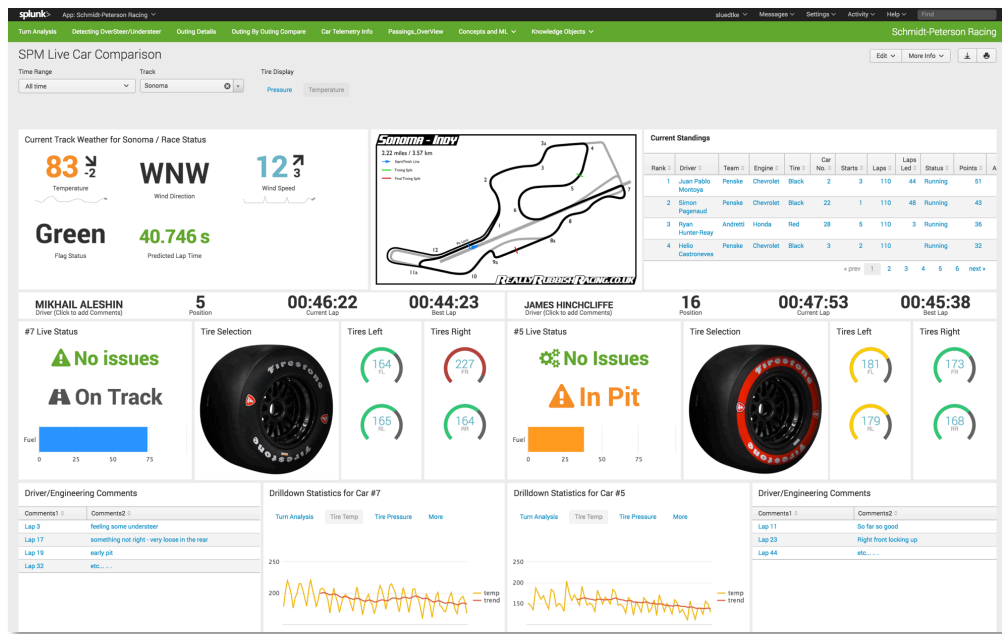
# Agenda

- **Core Splunk Dashboards**
  - Features
  - Tips n' tricks
  - Resources
- **IT Service Intelligence Glass Tables**
  - Features
  - Tips n' tricks
  - Resources

# Core Splunk

## Tips n' Tricks

- Colored Themes / Transparency
- Single Value Icons
- Images
- Geographic
- Custom Visualizations
- Custom Panel Widths
- Link Switchers / Tokens / Forms
- Chart Overlays
- Iframes



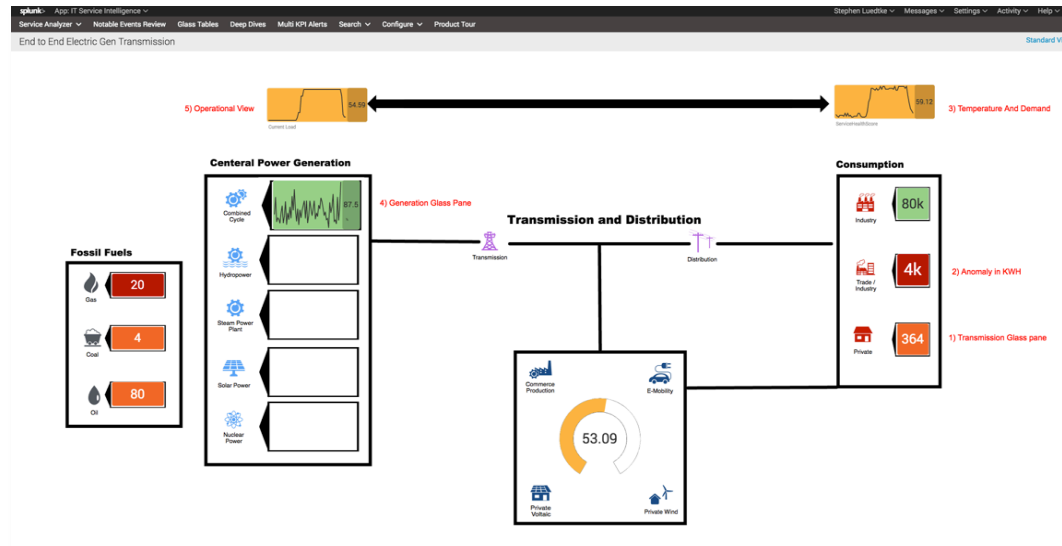
# Resources

- [Dashboard Digest Series Blog](#)
- [Dashboard Examples App](#)
- [Splunk 6.5 Overview App](#)
- [Splunkbase for Custom Visualizations](#)
- [Docs](#)

# Splunk IT Service Intelligence

## Tips n' Tricks

- Custom Images and Backgrounds
- Drag and Drop
- Service and KPI Health in Context
- Build Views for Specific Audiences



# Resources

- ITSI Free Sandbox ([splunk.com/ITSI](https://splunk.com/ITSI)) – Try it yourself!
- [A Bridge Between Business and Technical Teams Blog](#)
- [docs.splunk.com](https://docs.splunk.com)



# What Now?

Related breakout sessions, activities and apps

- What's new in Splunk 6.5 booth
- Power Of SPL booth
- ITSI sessions – check the schedule!
- [ITSI Webinar Recording](#)
- IT Operations booth

# THANK YOU

.conf2016

