

Creating Welcome Pages

...while you get settled...

► Latest Slides:

- <https://splunk.box.com/v/blueprints-wpc-hol>

► Collaborate: #success

- Sign Up @ <http://splk.it/slack>

► Load Feedback ----->

The screenshot shows a mobile app interface with a dark header bar. The title is 'Best Practices and Better Prac...'. Below the header is a table with two columns: 'Description' and 'Notes'. The table lists roles and their counts: Administrator (150), Architect (130), and Beginner (23). There are expandable sections for 'Role' and 'Skill Level'. Below the table is a 'SHOW 6 MORE' link. The 'Feedback' section is highlighted with a red arrow. It contains two rating questions: 'How would you rate this session content: (Rate 1 to 5)' and 'How would you rate the session speaker(s): (Rate 1 to 5)'. Each question has a rating scale from 1 to 5. Below the rating scales is a 'General Feedback: (Open Text Area)' section with a text input field. At the bottom is a blue button labeled 'Submit Feedback'.

Creating Welcome Pages

With the Welcome Page Creator

Burch | Senior Best Practices Engineer

.conf2017 | Washington, DC

Forward-Looking Statements

During the course of this presentation, we may make forward-looking statements regarding future events or the expected performance of the company. We caution you that such statements reflect our current expectations and estimates based on factors currently known to us and that actual events or results could differ materially. For important factors that may cause actual results to differ from those contained in our forward-looking statements, please review our filings with the SEC.

The forward-looking statements made in this presentation are being made as of the time and date of its live presentation. If reviewed after its live presentation, this presentation may not contain current or accurate information. We do not assume any obligation to update any forward looking statements we may make. In addition, any information about our roadmap outlines our general product direction and is subject to change at any time without notice. It is for informational purposes only and shall not be incorporated into any contract or other commitment. Splunk undertakes no obligation either to develop the features or functionality described or to include any such feature or functionality in a future release.

Splunk, Splunk>, Listen to Your Data, The Engine for Machine Data, Splunk Cloud, Splunk Light and SPL are trademarks and registered trademarks of Splunk Inc. in the United States and other countries. All other brand names, product names, or trademarks belong to their respective owners. © 2017 Splunk Inc. All rights reserved.

The Problem

This is why you're here....

- Apps
- Search & Reporting
- Splunk 6.x Dashboard Examples
- Splunk Add-on for AWS
- *nix Splunk Add-on for Unix and Linux
- Splunk App for AWS
- *nix Splunk App for Unix
- INF Splunk App for Windows Infrastructure

Explore Splunk Enterprise



Product Tours

New to Splunk? Take a tour to help you on your way.



Search Manual

Use the Splunk Search Processing Language (SPL).



Pivot Manual

Learn how to create tables and charts with SPL.



Dashboards & Visualizations

Create and edit dashboards using interactive editors or simple XML.

Close

Choose a home dashboard

Search

enter search here...

Last 24 hours

Q

No Event Sampling

Smart Mode

How to Search

If you are not familiar with the search features, or want to learn more, see one of the following resources.

Documentation

Tutorial

Data Summary

Search History

> Expand your search history

New Search

Save As ▾

New Table

Close

Last 24 hours ▾

✓ 0 events (7/31/17 10:00:00.000 AM to 8/1/17 10:13:37.000 AM) [No Event Sampling ▾](#)

! Job ▾




💡 Smart Mode ▾

Events (0)

Patterns

Statistics

Visualization

 No results found. Try expanding the time range.

Dashboards

[Create New Dashboard](#)

Dashboards include searches, visualizations, and input controls that capture and present available data.

25 Dashboards

All

Yours

This App's

filter

i	Title ^	Actions	Owner ↕	App ↕	Sharing ↕
>	Data Model Audit	Edit ▾	nobody	Splunk_SA_CIM	Global
>	Detect Journal Clearing	Edit ▾	nobody	Splunk_Security_Essenti...	Global
>	Detect Lateral Movement With WMI	Edit ▾	nobody	Splunk_Security_Essenti...	Global
>	Detect Log Clearing With wevtutil	Edit ▾	nobody	Splunk_Security_Essenti...	Global
>	Error Details	Edit ▾	nobody	Splunk_TA_aws	Global
>	Fake Windows Processes	Edit ▾	nobody	Splunk_Security_Essenti...	Global
>	Health Overview	Edit ▾	nobody	Splunk_TA_aws	Global
>	Introduction	Edit ▾	nobody	Splunk_Security_Essenti...	Global
>	Malicious Command Line Executions	Edit ▾	nobody	Splunk_Security_Essenti...	Global
>	Monitor AutoRun Registry Keys	Edit ▾	nobody	Splunk_Security_Essenti...	Global
>	Monitor Successful Backups	Edit ▾	nobody	Splunk_Security_Essenti...	Global
>	Monitor Successful Windows Updates	Edit ▾	nobody	Splunk_Security_Essenti...	Global
>	Monitor Unsuccessful Backups	Edit ▾	nobody	Splunk_Security_Essenti...	Global
>	Monitor Unsuccessful Windows Updates	Edit ▾	nobody	Splunk_Security_Essenti...	Global
>	Predictive Analytics	Edit ▾	nobody	Splunk_SA_CIM	Global
>	Ransomware Extensions	Edit ▾	nobody	Splunk_Security_Essenti...	Global
>	Ransomware Note Files	Edit ▾	nobody	Splunk_Security_Essenti...	Global

- ▶ Experience those challenges
- ▶ Comfortable navigating Splunk
- ▶ Comfortable creating dashboards

Background

New Concept

Welcome Page

Personalize Finance Shop Email Messenger Help

hotjobs - [Search Jobs](#), [Post a Resume](#), [Salary Wizard](#), [Post a Job](#), [Find Great Candidates](#)

[advanced search](#)
[most popular](#)

New! Sign up for [Fantasy Football](#) - Play [Toki Toki Boom](#)

Shop [Auctions](#), [Autos](#), [Classifieds](#), [Real Estate](#), [Shopping](#), [Travel](#)

Find [Careers](#), [Maps](#), [People Search](#), [Personals](#), [Yellow Pages](#)


Connect [Chat](#), [GeoCities](#), [Greetings](#), [Groups](#), [Mail](#), [Messenger](#), [Mobile](#)

Organize [Addresses](#), [Briefcase](#), [Calendar](#), [My Yahoo!](#), [PayDirect](#), [Photos](#)

Fun [Games](#), [Horoscopes](#), [Kids](#), [Movies](#), [Music](#), [TV](#)

Info [Finance](#), [News](#), [Sports](#), [Weather](#) [More Yahoo!...](#)

Yahoo! Games - 71,558 people playing now!

 **New!** Play the game [Toki Toki Boom!](#)

Other Free Games:

- [Pool](#) • [Backgammon](#) • [Checkers](#) • [Chess](#)
- [Bridge](#) • [Dominoes](#) • [Pyramids](#) • [Euchre](#)
- [Canasta](#) • [Word Racer](#) • [MahJong](#) • [Gin](#)
- [Spades](#) • [Cribbage](#) • [Text Twist](#) • [Hearts](#)
- [Literati](#) • [Pinochle](#) • [Collapse](#) • [more...](#)

Be a Yahoo! Games All-Star - [Play in Tournaments & Leagues!](#)


Web Site Directory - Sites organized by subject

Business & Economy
[B2B](#), [Finance](#), [Shopping](#), [Jobs...](#)

Regional
[Countries](#), [Regions](#), [US States...](#)

Computers & Internet
[Internet](#), [WWW](#), [Software](#), [Games...](#)

Society & Culture
[People](#), [Environment](#), [Religion...](#)

Yahoo! Personals
Meet millions of people: [Find a Match](#), [Post a Free Ad](#) 


Personal Assistant [Sign In](#)
[Sign up](#) to personalize Yahoo! - [learn more](#)

In The News 2:11am, Mon Jul 22

- [WorldCom in largest-ever U.S. bankruptcy](#)
- [Ridge: Terror threat may force government to use military for domestic law enforcement](#)
- [Review: U.S. air strategy flawed, killed hundreds of innocent Afghan civilians](#)
- [Turkey warns U.S. of lengthy Iraq war](#)
- [DA in Runnion case may seek death penalty](#)
- ['Stuart Little,' 'Perdition' share box office lead](#)
- [Els wins British Open](#) • [Tour de France](#) • [F1](#)

[News](#) - [Weather](#) - [Sports](#) - [Stock Quotes](#)

Shopping

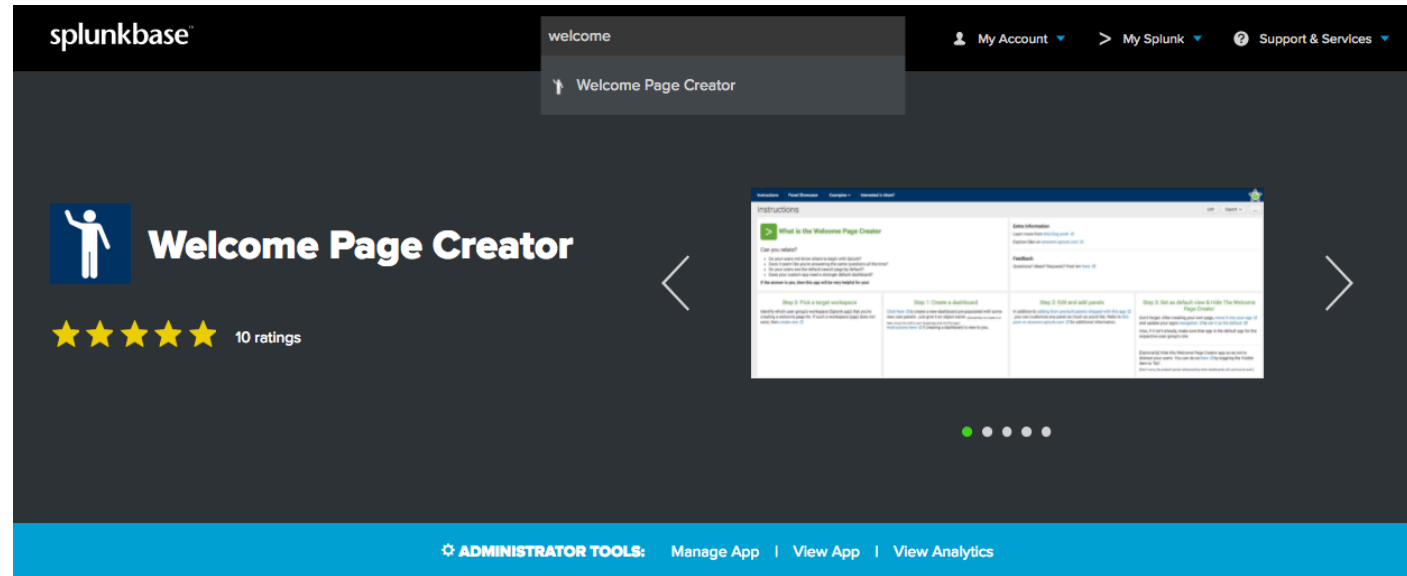
- **DELL's Giving Away \$50K/Day**
 Automatic entry into \$50k-a-Day Giveaway when you buy a Dell Home System by July 31. No purchase necessary.

New Concept Workspace



Welcome Page Creator

Now with easier setup!



Overview

Details

Users often land in Splunk with no clue where to begin. Use this app and it's over 20 pre-built panels to create an effective starting page for your users.

This app builds upon the concepts and philosophies outlined in the blog posts [Introducing the "Welcome Page Creator"](https://www.splunk.com/blog/2016/09/01/introducing-the-welcome-page-creator) (<https://www.splunk.com/blog/2016/09/01/introducing-the-welcome-page-creator>) and [Your Splunk Workspace](https://www.splunk.com/blog/2017/02/07/your-splunk-workspace) (<https://www.splunk.com/blog/2017/02/07/your-splunk-workspace>)

Subscribe to this app (button on bottom right of this page) for notifications of updates.

276

Installs

Download

2,012

Downloads

Rate this App

VERSION

2.6

BUILT BY

Splunk Works

Release Notes

Welcome New Users!

> Learn

Learning Splunk

If you're new to splunk, please review these pages:

1. [Product Overview: What is Splunk Enterprise?](#)
2. [Video: Splunk Enterprise 6.3 Basic Search](#)
3. [Splunk Tutorial](#)
4. [Quick Reference Guide](#)
5. [Splunk Education & Classes](#)

> Get Help

Splunk Community: Questions & Help

- [answers.splunk.com](#) - Q&A Forum
- [docs.splunk.com](#) - Official Product Documentation
- Plan to [join Splunk at .conf2016](#)
- Join a local [Splunk User Group](#)

> Go!

Waiting on your Splunk Admins?

Questions?

- Get better and faster answers by posting on [answers.splunk.com](#)
- Follow the [answers.splunk.com](#) usernames of peers and friends for greater collaboration! Simply click the "Follow" button within a user's profile within [answers.splunk.com](#)

Field Extractions?

- Did you know you can extract fields yourself? Without any technical skillz!
- With the [Field Extractor](#), you can point and click what you want made into a field.

Splunk Education Videos

If you're new to splunk, please review these pages:

1. [Splunk Demo](#)
2. [Education Videos](#)
3. [Splunk EDU How-To Videos \(YouTube\)](#)
4. [Creating Alerts Overview](#)
5. [Creating Reports Overview](#)
6. [Creating Pivot Reports Overview](#)

Internal Community

- [Internal Documentation](#)
- [E-Mail your Splunk Admins](#)

Start!

Once you feel ready to begin, select the [Search](#) link on the top menu of this page OR select from the resources available below.

Happy Splunking!

Explore the data accessible by this Splunk instance

All time

Reset and show all:

Hosts

Sources

Learn about [sourcetypes](#) and [indexes](#)!

Select a source to explore:

	source	Quantity of Events
1	/Users/emechler/product/test/splunk-welcome/var/log/introspection/disk_objects.log	610
2	/Users/emechler/product/test/splunk-welcome/var/log/introspection/http_event_collector_metrics.log	441
3	/Users/emechler/product/test/splunk-welcome/var/log/introspection/kvstore.log	1504
4	/Users/emechler/product/test/splunk-welcome/var/log/splunk/conf.log	24
5	/Users/emechler/product/test/splunk-welcome/var/log/splunk/first_install.log	4
6	/Users/emechler/product/test/splunk-welcome/var/log/splunk/license_usage.log	2
7	/Users/emechler/product/test/splunk-welcome/var/log/splunk/metrics.log	128611

Most Popular Dashboards

Not sure where to start? Check out the most popular dashboards below. Select one to navigate directly to it.

Dashboard (with description)

Panel Showcase (Demo of all prebuilt panels available with this app.)

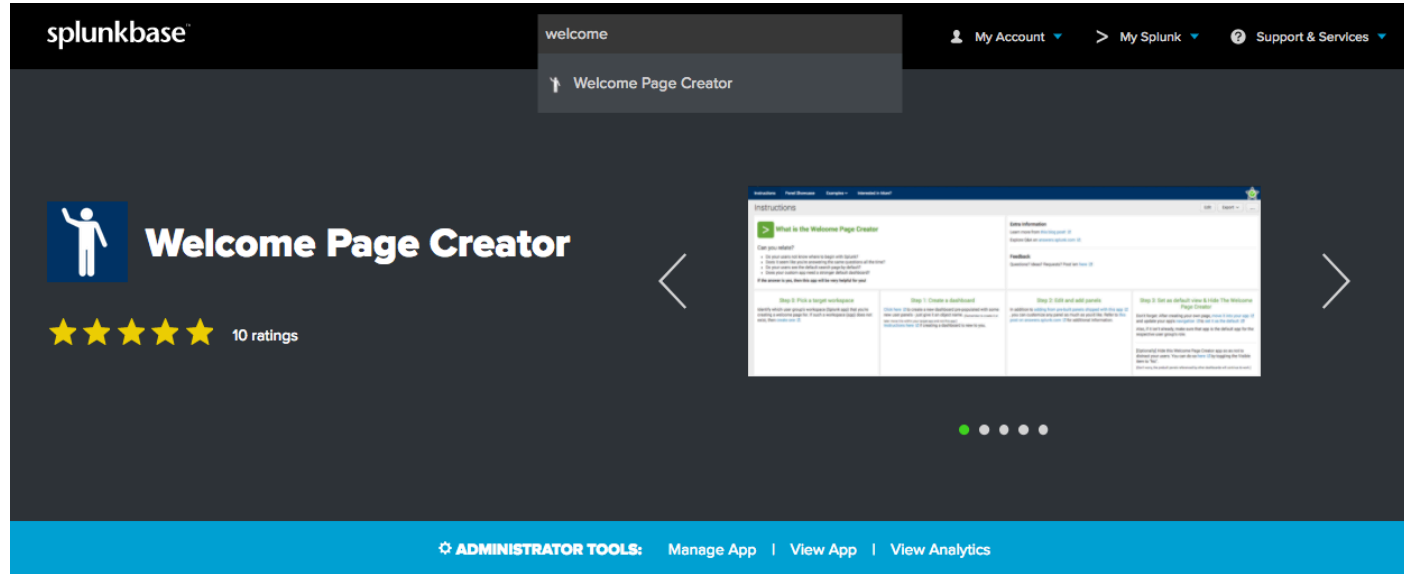
Example: New User Landing Page

Rock & Roll

All night. And party every day.

Download and Install

See Details tab for Instructions



Overview

Details

Users often land in Splunk with no clue where to begin. Use this app and it's over 20 pre-built panels to create an effective starting page for your users.

This app builds upon the concepts and philosophies outlined in the blog posts [Introducing the "Welcome Page Creator"](https://www.splunk.com/blog/2016/09/01/introducing-the-welcome-page-creator) (<https://www.splunk.com/blog/2016/09/01/introducing-the-welcome-page-creator>) and [Your Splunk Workspace](https://www.splunk.com/blog/2017/02/07/your-splunk-workspace) (<https://www.splunk.com/blog/2017/02/07/your-splunk-workspace>)

Subscribe to this app (button on bottom right of this page) for notifications of updates.

276

Installs

Download

2,012

Downloads

Rate this App

VERSION

2.6

BUILT BY

Splunk Works

Release Notes

Welcome Page for Welcome Page Creation

Instructions

Edit

Export ▾

...



What is the Welcome Page Creator?

Not sure how you got here?

- [Introducing the Welcome Page Creator](#)
- [Your Splunk Workspace](#)

Still Confused?

- Explore relevant Q&A on [answers.splunk.com](#)
- Questions? Ideas? Jokes? Post 'em [here](#)

Step 1: Stage the Workspace App Template

The Welcome Page Creator contains a Workspace app template. To take advantage of it, copy the folder

`$SPLUNK_HOME/etc/apps/welcome/static/workspace` to
`$SPLUNK_HOME/share/splunk/app_templates/workspace`

(FYI: Restart not required!)

Step 2: Create a Workspace

Select the 'workspace' template while [creating a Splunk app](#).

[What's a Workspace?](#)

Step 3: Customize the Workspace's Welcome Page

Navigate to that new Workspace (app). Notice that you were automatically directed to a 'welcome' page.

Edit that 'welcome' page as desired by [adding from pre-built panels included with this app](#) or customize panels as described in [this post on answers.splunk.com](#).

Step Fun: Optional Polish

Some best practices for added fun!

- Set the new workspace as the [default app for the respective user group's role](#).
- Hide this Welcome Page Creator app so as not to distract your users. You can do so [here](#) by toggling the Visible item to "No".

(Don't worry, the prebuilt panels referenced by other dashboards will continue to work.)

Step 1

Completed by us

Step 1: Stage the Workspace App Template

The Welcome Page Creator contains a Workspace app template. To take advantage of it, copy the folder

`$SPLUNK_HOME/etc/apps/welcome/static/workspace` to

`$SPLUNK_HOME/share/splunk/app_templates/workspace`

(FYI: Restart not required!)

Manage Apps -> Create App

Select the 'workspace' template while [creating a Splunk app](#).

Name

Hands On Lab

Give your app a friendly name for display in Splunk Web.

Folder name *

hol

This name maps to the app's directory in \$SPLUNK_HOME/etc/apps/.

Version

0

App version.

Visible

☐ No ☒ Yes

Only apps with views should be made visible.

Author

Burch

Name of the app's owner.

Description

Woah, this is cool!

Enter a description for your app.

Template

workspace

These templates contain example views and searches.

Upload asset

Choose File No file chosen

Can be any html, js, or other file to add to your app.

Cancel

Save

Step 3

Settings -> User Interface -> Prebuilt Panels

Step 3: Customize the Workspace's Welcome Page

Navigate to that new Workspace (app). Notice that you were automatically directed to a 'welcome' page.

Edit that 'welcome' page as desired by [adding from pre-built panels included with this app](#) or customize panels as described in [this post on answers.splunk.com](#).

Edit internal_community

Destination app
Welcome Page Creator

Prebuilt panel XML

```

1 <panel>
2   <title>Internal Community</title>
3   <html>
4     <ul>
5       <li>
6         <a target="_blank" href="URL HERE">Internal Documentation</a>
7       </li>
8       <li>
9         <a target="_blank" href="mailto:email@company.com">E-Mail your Splunk Admins</a>
10      </li>
11    </ul>
12  </html>
13 </panel>

```

Cancel Save

Your Mission

Scenario

- ▶ ‘User’ role are non Technical Users
- ▶ ‘Power’ role are Technical Users
- ▶ Make “effective” workspaces for both
- ▶ Discussion questions after

Do Now:

- ▶ Step 2: Create a Workspace
- ▶ Step 3: Customize
- ▶ Step Fun++: Appreciate
 - Visibility?
 - Role play as each role

Images for Step Fun++

power

[Access controls](#) » [Roles](#) » power

Default app

hol

Permissions

[Apps](#) » [hol](#) » Permissions

App permissions

Users with read access can only save objects for themselves, and require write

Roles	Read	Write
Everyone	<input type="checkbox"/>	<input type="checkbox"/>
admin	<input type="checkbox"/>	<input checked="" type="checkbox"/>
can_delete	<input type="checkbox"/>	<input type="checkbox"/>
power	<input checked="" type="checkbox"/>	<input checked="" type="checkbox"/>
splunk-system-role	<input type="checkbox"/>	<input type="checkbox"/>
user	<input type="checkbox"/>	<input type="checkbox"/>

Questions

How would you...?

1. ...create custom app template?
2. ...create an app in a Search Head Cluster?
3. ...get a date with Buttercup?

What Now?

Related breakout
sessions and
activities...



8DEC0D

1. Rate this! (be honest)
2. Collaborate: #success
 - Sign Up @ <http://splk.it/slack>
3. Customer Success Studio
4. More talks, search for
 - Blueprints
 - Burch
 - Champagne
 - Delaney
 - Optimization
 - Best Practices
 - Veuve

Questions & Discussion?

Don't forget to **rate this session** in the
.conf2017 mobile app

splunk> .conf2017